

PRODUCT: SN EFa600H (HAP0060) Whi
COLOUR: WHITE
CODE: 058585103
ISSUE: 2
DATE: 13/10/2003

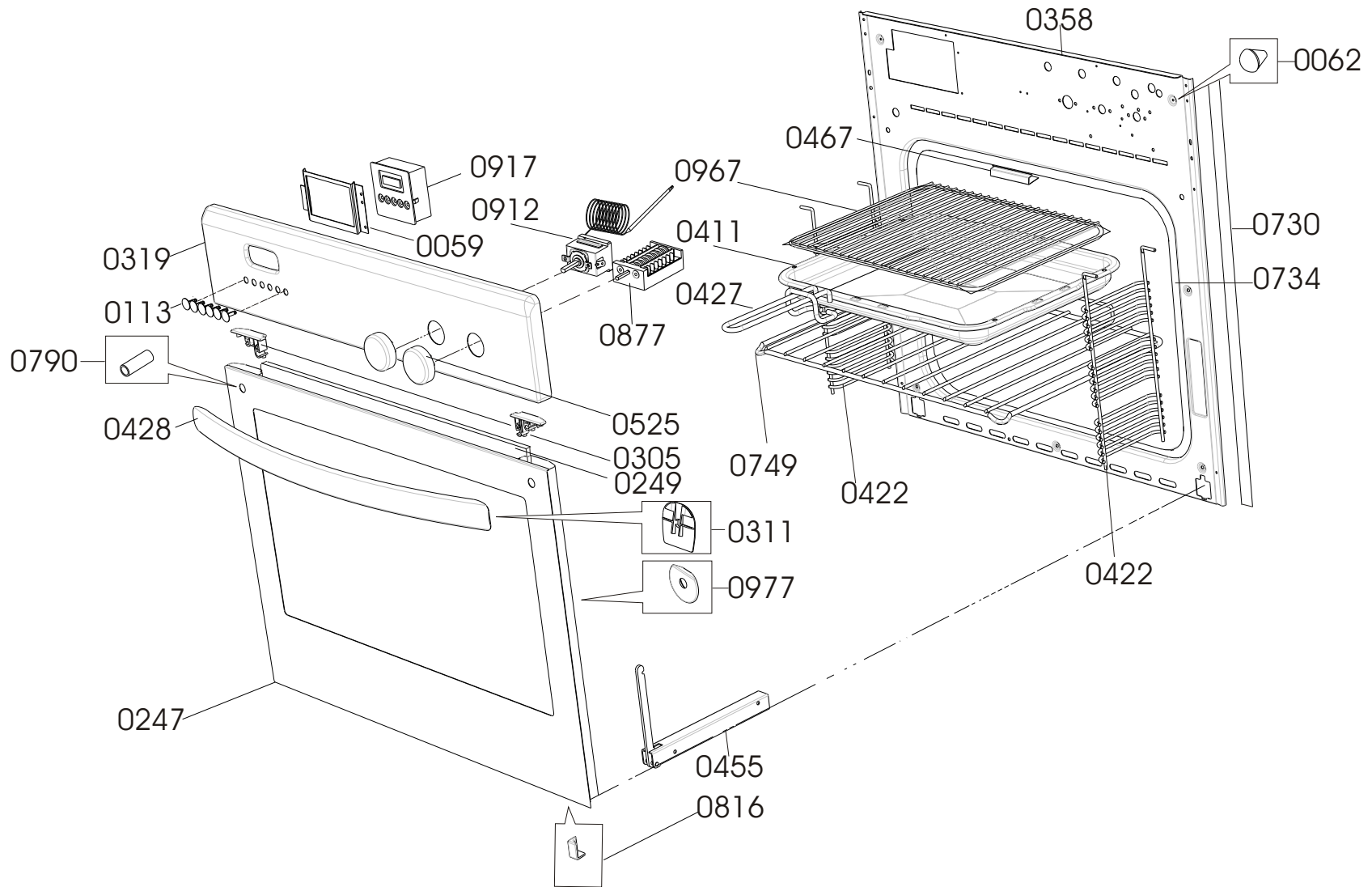


Key	Product	Product Description	TCO	Replace	DATE	Qty
0042	082227200	BOX junction PA244/1				1
0046	502510600	BRACKET front frame anchorage		4/8/02		2
0059	502231500	BRACKET clock				1
0062	082502700	BUFFER door				2
1007	082456407	WIRE white 740mm				1
1010	082456410	WIRE orange 190mm				1
1011	082456411	WIRE orange 770mm				1
1013	082456413	WIRE yellow 920mm				1
1016	082456416	WIRE black 740mm				1
1017	082456417	WIRE black 170mm				1
1019	082456419	WIRE black 500mm		29/11/04		1
1022	082456422	WIRE green 470mm				1
1023	082456423	WIRE brown 920mmx180mm				1
1026	082456426	WIRE brown 100mmx100mm				1
1027	082456427	WIRE brown 100mmx470mm				1
1032	082456432	WIRE green 390mmx300mm				1
1034	082456434	WIRE black 440mmx620mm				1
1035	082456435	WIRE black 320mmx370mm				1
1041	082456441	WIRE white 245mm				1
1046	082456446	WIRE yellow 490mm				1
1053	082456453	WIRE red 760mm				2
1056	082456456	WIRE brown 870mmx370mm				1
0108	081586001	BUSH cavity support				2
0113	081718401	BUTTON timer Whi				6
1160	082456492	WIRE black 150x640				1
1192	082474125	WIRE blue 880(latch terminal)				1
0140	081423014	BREAKDOWN INSURANCE plan				1
0140	082437501	STOVES GUARANTEE CARD		7/1/03		1
0143	502493800	CLADDING base/sides (600)				1
0144	502500700	CLADDING top/rear 60 electric				1
0180	081367340	CLIP phial/probe (CAC091) Blk				2
0182	082101600	CLIP tubular				4
0209	602129300	COVER element grill 900EM				1
0210	601588714	COVER fan mottle				1
0247	012502261	DOOR assy ovn gls (glued) whi				1
0249	081551880	GLASS inner main oven door				1
0273	502098000	EARTH TAB phial				1
0273	502098000	EARTH TAB phial				1
0287	081583305	Element gr. single 1700w 58711				1
0294	081561600	ELEMENT oven fan (2.5kw) KB				1
0305	082463300	ENDCAP set lh/rh				1
0311	082496000	ESCUTCHEON Vision Blk				2
0314	082233401	FAN cooling DP200A-2123XST				1
0315	081581800	FAN oven circulation				1
0319	702467820	FACIA screened Efa600H whi				1
0358	602468501	FRONTFRAME Vision 600				1
0411	602517700	GRILL PAN				1
0411	601043703	GRILLPAN		3/3/03		1

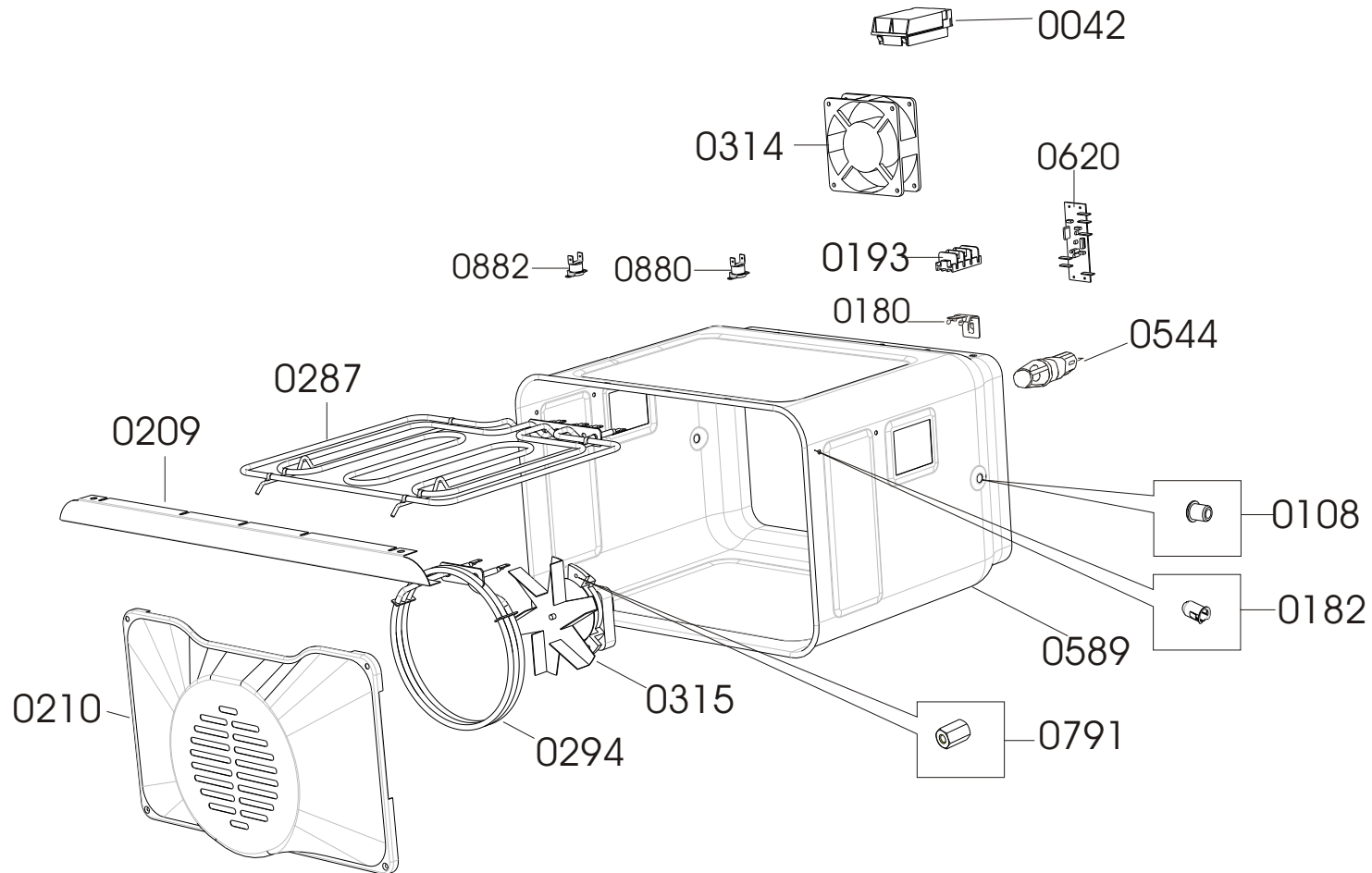
0422	082512200	GUIDE oven shelf (15 position)			2
0422	081826100	GUIDE oven shelf KB		3/3/03	2
0424	082530701	LEAFLET installations dims		12/1/03	1
0424	082479000	HANDBOOK SN EFa600H		4/11/03	1
0424	082479001	HANDBOOK SN EFa600H		11/1/03	1
0424	082479002	HANDBOOK SN EFa600H			1
0424	082530702	LEAFLET installation			1
0427	082283703	HANDLE GRILLPAN		3/3/03	1
0427	082283705	HANDLE grill pan			1
0428	562404425	HANDLE Vision whi			1
0455	082821002	HINGE oven			2
0455	082495902	HINGE oven P1075IO 60/90		13/12/04	2
0467	501551301	HOLDER phial		9/11/02	1
0509	082227900	INSULATION 1700x420x20			1
0517	082227923	INSULATION oven back			1
0533	081781762	KNOB oven/grill 600 Whi			2
0544	926016900	LAMP assy oven			1
0575	082048600	NEON oven 1221.113.501.09			1
0589	612228303	OVEN cavity MOTTLE			1
0620	081367401	PCB fan over run 17704 KB			1
0676	081551301	PLATE flue			1
0693	502466500	PLATE earthing			1
0728	080180775	SCREW No8ab x 3/8 p/fl bzp			2
0728	080180732	SCREW No8abx1/2pflangeHDchBLK			7
0728	080180775	SCREW No8ab x 3/8 p/fl bzp			14
0728	080215701	SCREW No6ab x 1/2 pp			1
0728	080180775	SCREW No8ab x 3/8 p/fl bzp			2
0728	080215654	SCREW m4x20 pp mc			4
0728	080215701	SCREW No6ab x 1/2 pp			2
0728	080180775	SCREW No8ab x 3/8 p/fl bzp			2
0728	080215701	SCREW No6ab x 1/2 pp			2
0728	082502400	SCREW M5 x 6 csk		23/09/02	4
0728	082531900	SCREW m5 x 5 pph sems			4
0728	080180676	SCREW m6x30 pp mc			2
0728	080180732	SCREW No8abx1/2pflangeHDchBLK			4
0728	080180775	SCREW No8ab x 3/8 p/fl bzp			4
0728	082504200	SCREW No8x 1/4" pzfl typeB blk			2
0728	081367387	SCREW M3X6 TORX PAN HEAD BZP		9/2/02	4
0728	082541700	No 4 X 3/8" torx pan head bzp			4
0728	080180775	SCREW No8ab x 3/8 p/fl bzp			6
0728	080180668	SCREW m4x23mm c/sk p/dr mch			2
0728	080180775	SCREW No8ab x 3/8 p/fl bzp			9
0728	080180775	SCREW No8ab x 3/8 p/fl bzp			2
0728	080180775	SCREW No8ab x 3/8 p/fl bzp			2
0728	080180677	SCREW m4x45 c/sk mc chem blk		4/4/02	2
0730	082511500	SEAL edge 578mm		19/07/04	2
0730	082800600	SEAL edge 580mm			2
0734	082501400	SEAL oven 50m roll		3/1/03	0
0734	082501400	SEAL oven 50m roll			1.5
0749	082297501	MAIN OVEN SHELF		4/1/03	2
0749	082512302	SHELF main oven 452wide			2
0790	082501002	SPACER handle (Vision unclad)			2
0793	012059801	SPACER rotostar assy			1
0816	082510800	STOP inner glass			2
0835	260344900	SUPPORT pcb BID 720			4
0869	501544000	SUPPORT cavity vertical (ZAP)			2

0877	082305400	SWITCH selector (42.05000.019)				1
0880	081545402	SWITCH thermal 2455R82/195L70C		13/08/02		1
0880	081591500	SWITCH thermal 2455R/9082/429				1
0912	082558000	THERMOSTAT EGO 55.17059.080				1
0912	082278700	THERMOSTAT(FO)ego 55/18059/050		24/05/04		1
0917	081718603	TIMER programmer				1
0967	082518800	TRIVET grill pan				1
0967	081549600	TRIVET grillpan zap KB		3/3/03		1
0977	082495600	WASHER anti-rattle				4
0977	082502500	WASHER M5 cup		23/09/02		4

ELECTRIC DOOR ,FACIA ,FRONT FRAME ASSEMBLY.



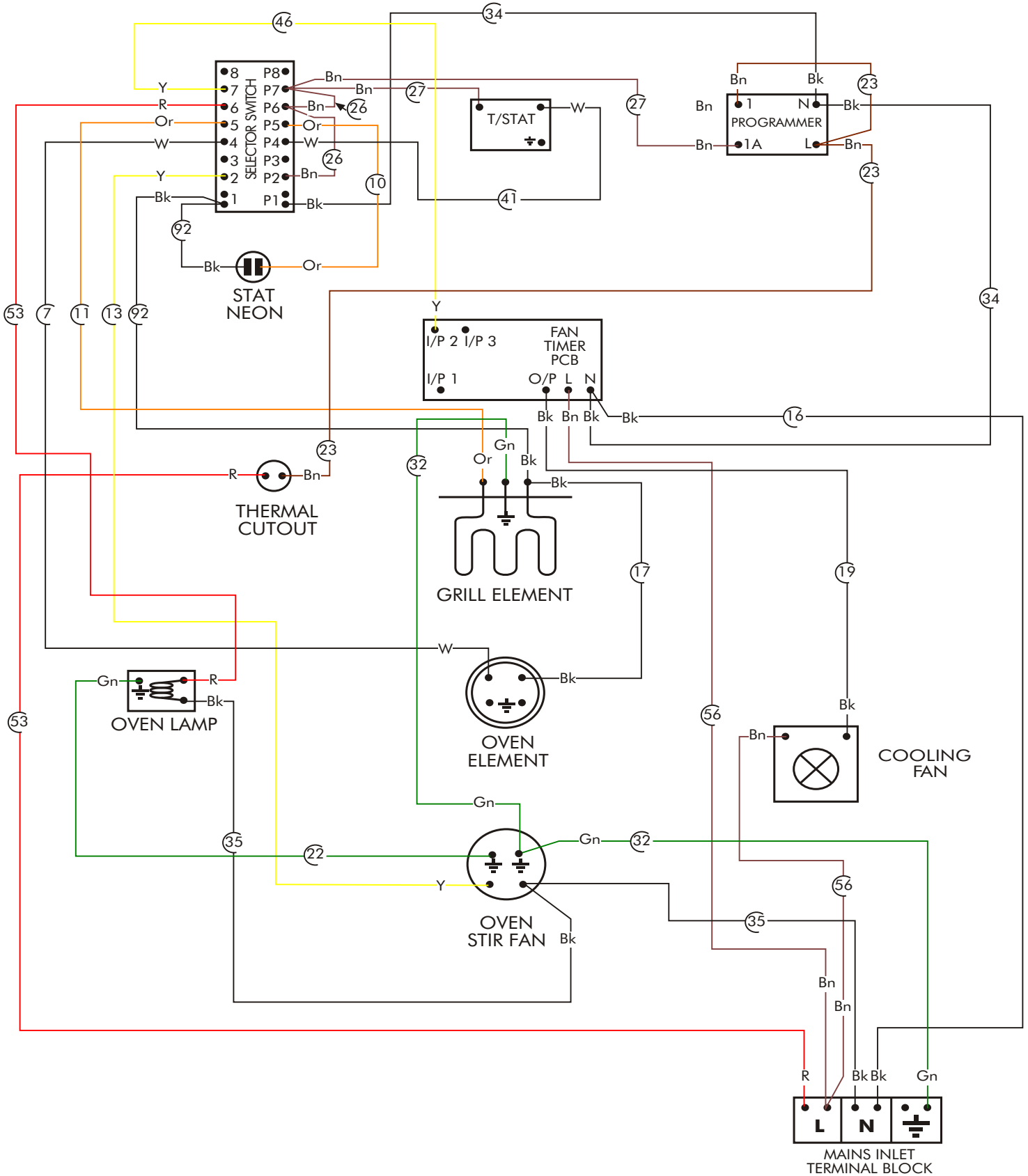
STOVES
 Newhome STOVES NEW HOME EFA600H ISSUE2 DATE 13-10-05.
 ELECTRIC BUILT -IN OVEN CAVITY ASSEMBLY.



New World Vision E60SFa

Wiring Diagram: Wire Set 8B

Wiring colour code: Bk=Black, Bn=Brown, Bu=Blue, Gn=Green or Green/Yellow, Or=Orange, W=White, Y=Yellow.
 Circled numbers indicate individual wire part number (base number 08-24564-xx;
 or base number 08-2474-1xx for wires 100 to 199)



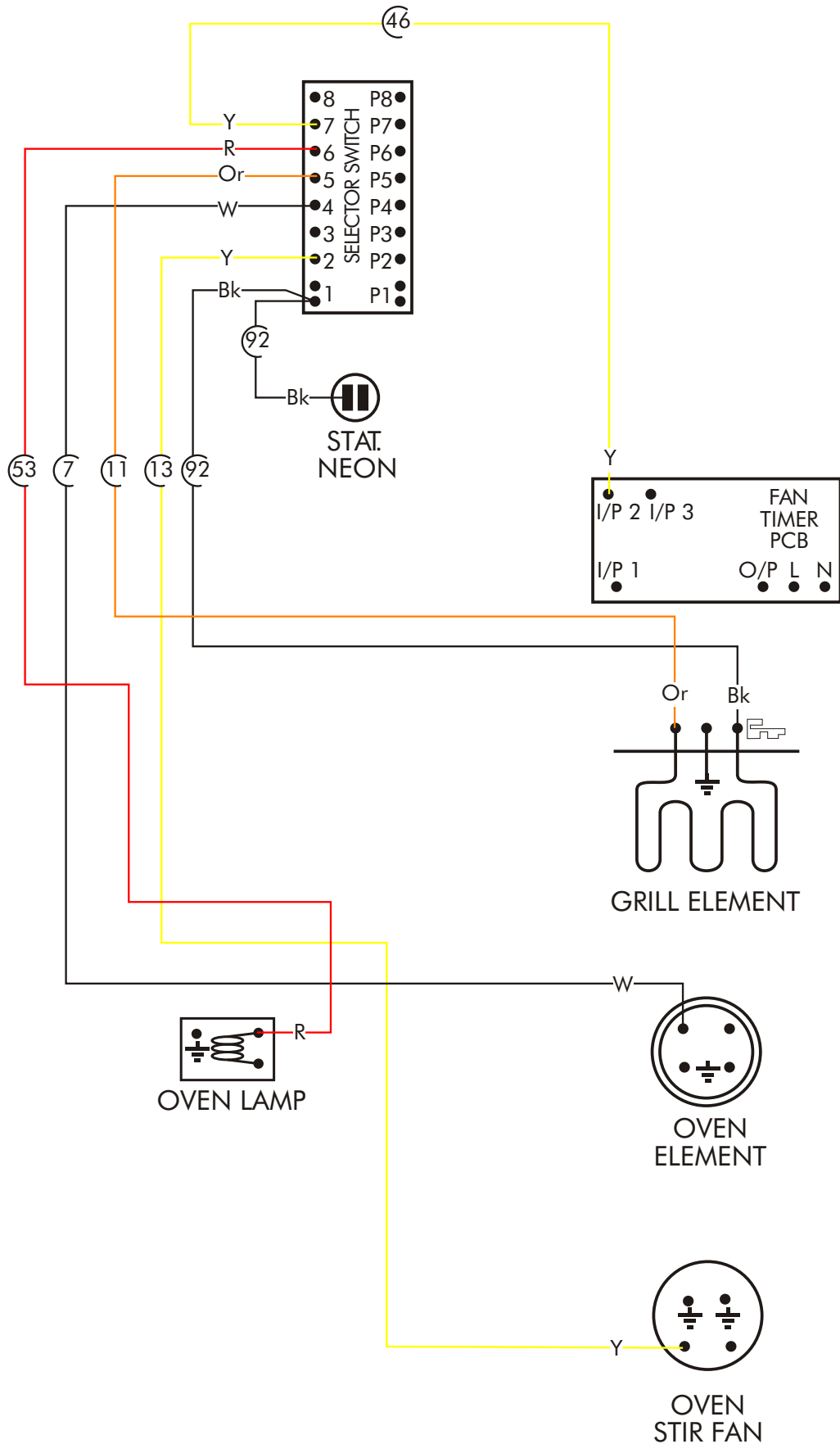
New World Vision E60SFa

Wiring Procedure 1: Wire Set 8B

Wiring colour code: Bk=Black, Bn=Brown, Bu=Blue, Gn=Green or Green/Yellow, Or=Orange, W=White, Y=Yellow
Circled numbers indicate individual wire part number (base number 08-24564-xx;
or base number 08-2474-1xx for wires 100 to 199)

SECTION 1: SELECTOR SWITCH "No.." SIDE

FIT WIRES 08-24564- 46 53 11 07 13 92



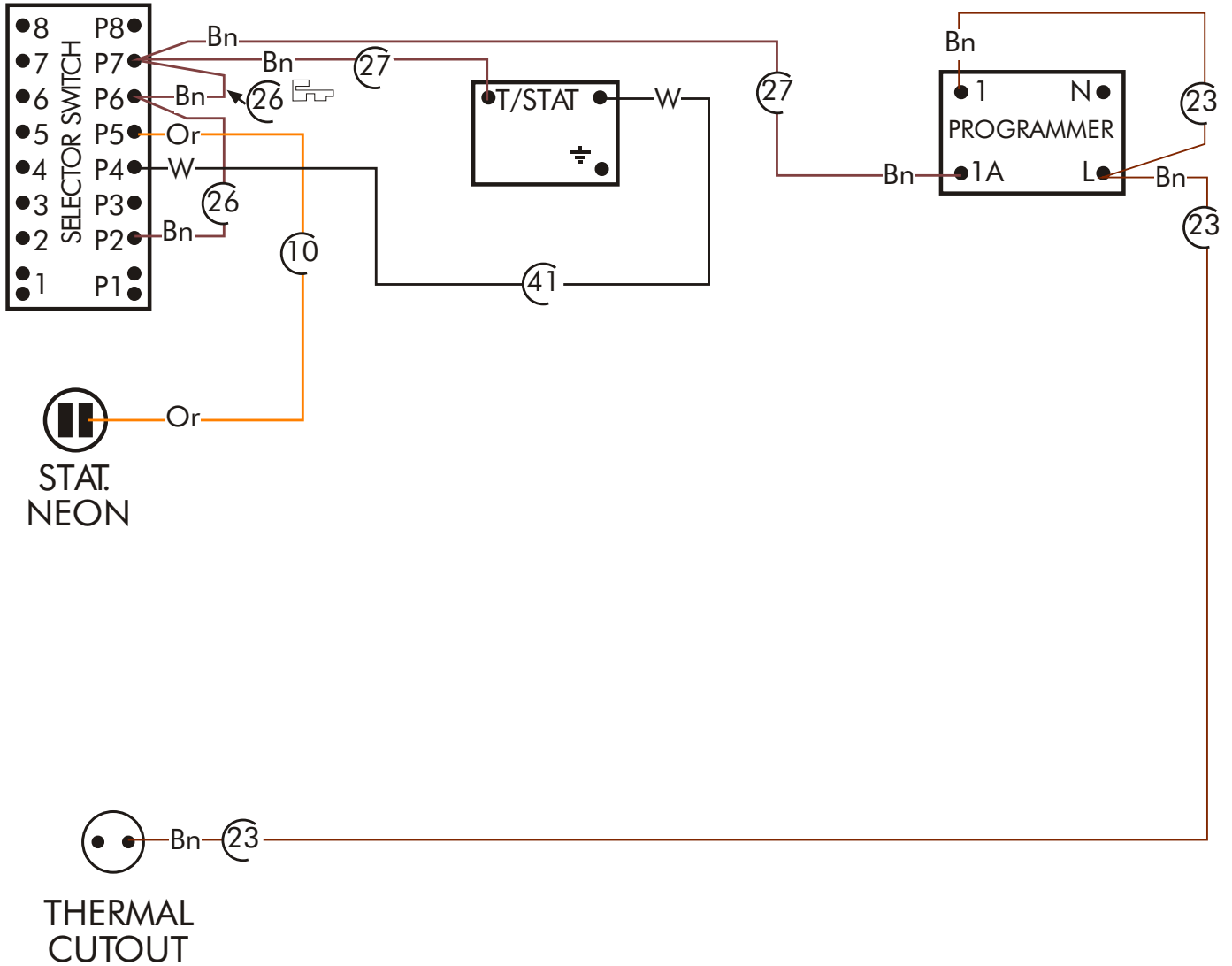
New World Vision E60SFa

Wiring Procedure 2: Wire Set 8B

Wiring colour code: Bk=Black, Bn=Brown, Bu=Blue, Gn=Green or Green/Yellow, Or=Orange, W=White, Y=Yellow.
Circled numbers indicate individual wire part number (base number 08-24564-xx;
or base number 08-2474-1xx for wires 100 to 199)

SECTION 2: SELECTOR SWITCH "P" SIDE, THERMOSTAT AND PROGRAMMER

FIT WIRES 08-24564- 27 26 10 41 23



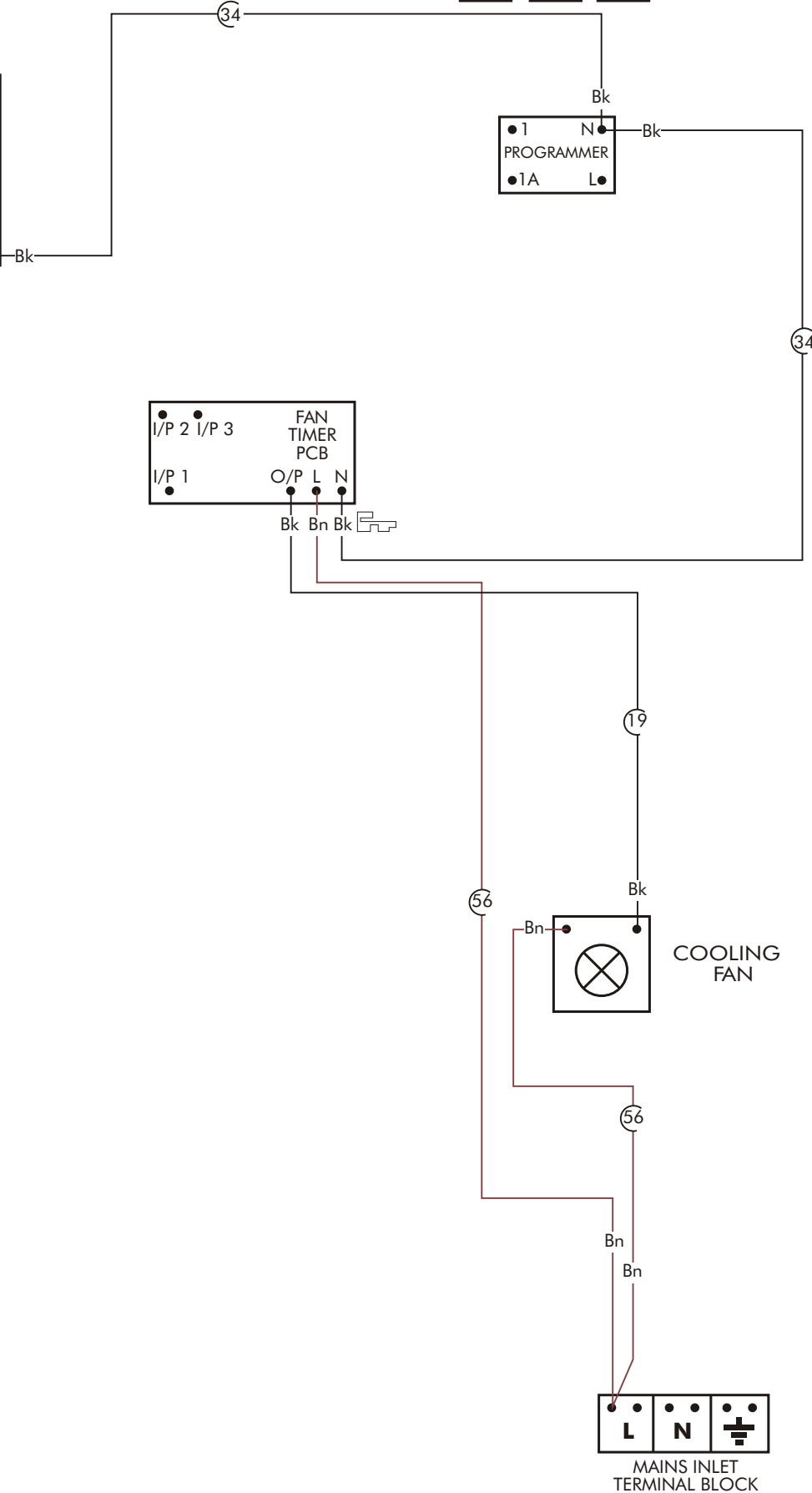
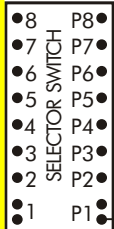
New World Vision E60SFa

Wiring Procedure 3: Wire Set 8B

Wiring colour code: Bk=Black, Bn=Brown, Bu=Blue, Gn=Green or Green/Yellow, Or=Orange, W=White, Y=Yellow
Circled numbers indicate individual wire part number (base number 08-24564-xx;
or base number 08-2474-1xx for wires 100 to 199)

SECTION 3: FAN TIMER PCB AND COOLING FAN CONNECTIONS

FIT WIRES 08-24564- 56 19 34



New World Vision E60SFa

Wiring Diagram: Wire Set 8B

Wiring colour code: Bk=Black, Bn=Brown, Bu=Blue, Gn=Green or Green/Yellow, Or=Orange, W=White, Y=Yellow.
Circled numbers indicate individual wire part number (base number 08-24564-xx;
or base number 08-2474-1xx for wires 100 to 199)

SECTION 4: REAR SECTION

FIT WIRES 08-24564- 16 35 17 53 32 22

